

TEL. 9575997, 9567298, 9554725

JANATA BANK LIMITED

For Previous Rate Sheet Click

PABX-575,

TREASURY DEPARTMENT

<https://goo.gl/URA0t4>

Mail: fxdeal@janatabank-bd.com

HEAD OFFICE, DHAKA

Exchange Rate Circular - 224

INDICATIVE ONLY: Rates may vary in theDATE : **04 Dec 2019**EFFECTIVE DATE: **04 Dec'19**

same day

Wednesday

A) CROSS RATE OF SYD, TOK, HKG & S.E. ASIAN MARKETS AS ON 04/12/2019

	GBP/USD	EUR/USD	USD/JPY	USD/C.DLR	USD/S.FRA	AUD/USD
SELLING	1.3002	1.1081	108.5200	1.3285	0.9868	0.6872
BUYING	1.3000	1.1080	108.5300	1.3287	0.9874	0.6872

B) JANATA BANK LTD'S CASH

CURRENCY & T.C TO PUBLIC TK PER UNIT OF FOREIGN CURREN

SELLING	CURRENCY	BUYING	SELLING	CURRENCY	BUYING
87.0000	US Dollar	86.0000	23.3000	Saudi Riyal	21.9000
112.8000	G. B. Pound	109.0000	23.5000	UAE. Dirham	22.5000
96.6000	Euro	93.6000	20.5000	MAL. Ringit	19.4000
58.3500	Aus. Dollar	56.3500	1.2500	Indian Rupee	1.1800

BE SAME AS SELLING T.T.& O.D AND BUYING O.D. TRANSFER

C)	SELLING		NAME OF CURRENCY	BUYING			
	T.T.& O.D.	B.C.		T.T.CLEAN	T.T.DOC	O.D.SIGHT EXP.BILLS	O.D. TRANSFER
	84.9000	84.9500	US Dollar	84.2000	84.1500	84.1000	83.9000
	111.3891	111.5281	G. B. POUND	110.0880	109.7710	109.5496	109.1083
	96.0812	96.2144	EURO	95.0141	94.6644	94.4405	93.5666
	0.8050	0.8104	JP. YEN	0.7840	0.7772	0.7759	0.7731
	65.9475	66.0913	CAN. DLR	65.8272	65.6539	65.4579	64.8518
	86.6348	86.8952	SWISS. FRANC	86.0416	85.8505	85.7701	85.6997
	219.0609	219.2252	OMANIAN RIYAL	218.1501	217.9164	217.2743	215.9522
	11.0000	11.3357	H.K. DLR	10.8260	10.8145	10.7829	10.7514
	63.9373	65.4093	SING. DLR	64.1271		63.8799	62.2387
	2.8263	2.8373	THI. BAHT	2.7983		2.7872	2.7790
	20.4737	20.5309	MAL. RINGIT	20.2630		20.1824	20.1233
	23.3010	23.3092	UAE. DIRHAM			22.9816	22.9143
	22.8226	22.8806	SAUDI RIYAL			22.5115	22.4500
	22.9874	23.6392	QATAR RIYAL				22.2013
	280.6058	280.9045	KUWAIT DINAR				273.0000
	224.0027	224.0822	BAHRAIN DINAR				219.2597
	12.1055	13.0598	CHINESE YUAN				11.9059

D) USANCE RATE:	30 DAYS	60 DAYS	90 DAYS	120 DAYS	150 DAYS	180 DAYS
US Dollar	83.5988	83.1077	82.6165	82.1253	81.6342	81.1430
G. B. POUND	108.9074	108.2652	107.3478	106.9809	106.3387	105.6965
EURO	93.8863	93.3320	92.5402	92.2235	91.6693	91.1150

E) FORWARD RATE:		1 MONTH	2 MONTHS	3 MONTHS	6 MONTHS	1 YEAR
SELLING	US Dollar	85.5391	85.9783	86.3674	87.7348	0.0000
BUYING	US Dollar	84.8982	85.0964	85.2946	85.9893	0.0000


F) NFCD INTT RATE, EFFECT ON: 01.12.19 To 15.12.19	1 MONTH	3 MONTHS	6 MONTHS	12 MONTHS
US Dollar	1.44113	1.66375	1.65688	1.68975
G. B. POUND	0.46338	0.54488	0.59688	0.68413
EURO	0.00000	0.00000	0.00000	0.00000

G) LIBOR AS ON 03/12/2019, 60 DAYS 1.83563 90 DAYS 1.89150 180 DAYS 1.89538


H) INDICATIVE RATE OF 01 SDR, USD WITH NTL, CUR OF ACU MEMBERS AS IMF RATE 29/11/2019	IN.RS	N.RS	SL.RS	PK.RS	BD TK	USD
USD 1	71.3627	115.3607	183.5241	141.0546	84.5550	
SDR 1	97.9739	158.3787	251.9603	193.6540	116.0856	1.3729


IN CASE OF AUS. DOLLAR CASH RATE WILL BE USED FOR T.T ALSO

Rates mentioned in row C, D, E and F are applicable only for bank's own customers.


Md. Nur Islam
PO
Prepared By


Md. Mokhlesur Rahman
SPO
Checked By


M.M. Awrangzeb
AGM
Authorised Signature


Md. Tofazzal Hossain
DGM
Authorised Signature